



ACCESS CONTROL

Products and Solutions

2018 Ver. 2

CONTENTS

● **Access Control** 03 - 12

- Multi-Door Controllers
- Master Controller
- Standalones
- Readers
- Accessories
- Software
- Access Control Solution Layout

● **Attendance** 13 - 15

- Time Attendance Terminals

● **Smart Lock** 16 - 19

- Home Locks

ACCESS CONTROL





Multi-Door Controllers

- Central management
- Wiegand and RS485 reader protocol







Multi-Door Controllers

	ASC1202B-S	ASC1202B-D	ASC1204B-S
Model			
Reader	2	4	4
Communication	RS485, Wiegand 26/34	RS485, Wiegand 26/34	RS485, Wiegand 26/34
Control mode	2 door 1-way	2 door 2-way	4 door 1-way
Exit Buttons	2	2	4
Door Sensors	2	2	4
Alarm In/Out	2/2	4/4	1/1
Users	100,000	100,000	100,000
User Roles	General, VIP, Guest, Patrol, Duress	General, VIP, Guest, Patrol, Duress	General, VIP, Guest, Patrol, Duress
Time Plans	128	128	128
Holiday Schedules	128	128	128
Alarm Types	Door timeout, Intrusion Duress, Tamper	Door timeout, Intrusion Duress, Tamper	Door timeout, Intrusion Duress, Tamper
Ethernet	10/100Mbps	10/100Mbps	10/100Mbps
Accumulator Battery	--	--	--
Working Temperature	-30°C~+60°C	-30°C~+60°C	-30°C~+60°C
Power Supply	DC9~15V/6W	DC9~15V/6W	DC9~15V/6W

ACCESS CONTROL

Multi-Door Controllers

	ASC1202C-D	ASC1204C-S	ASC1204C-D	ASC1208C-S
Model				
Reader	4	4	8	8
Communication	RS485, Wiegand 26/34	RS485, Wiegand 26/34	RS485, Wiegand 26/34	RS485, Wiegand 26/34
Control mode	2 door 2-way	4 door 1-way	4 door 2- way	8 door 1-way
Exit Buttons	2	4	4	8
Door Sensors	2	4	4	8
Alarm In/Out	4/4	1/1	8/8	4/4
Users	100,000	100,000	100,000	100,000
User Roles	General, VIP, Guest, Patrol, Duress	General, VIP, Guest, Patrol, Duress	General, VIP, Guest, Patrol, Duress	General, VIP, Guest, Patrol, Duress
Time Plans	128	128	128	128
Holiday Schedules	128	128	128	128
Alarm Types	Door timeout, Intrusion Duress, Tamper	Door timeout, Intrusion Duress, Tamper	Door timeout, Intrusion Duress, Tamper	Door timeout, Intrusion Duress, Tamper
Ethernet	10/100Mbps	10/100Mbps	10/100Mbps	10/100Mbps
Accumulator Battery	Max. 12V/7Ah	Max. 12V/7Ah	Max. 12V/7Ah	Max. 12V/7Ah
Working Temperature	-30°C~+60°C	-30°C~+60°C	-30°C~+60°C	-30°C~+60°C
Power Supply	AC100V~240V	AC100V~240V	AC100V~240V	AC100V~240V

Master Controller

- Onvif Profile C, CGI, SDK compatibility for 3rd party integration
- CAN bus can cascade 16 slave controllers; manage up to 68 doors
- Global anti-pass pack and multi-door interlock to keep complex large areas secure

Master Controller and Expansion Modules





	ASC2204C-H	ASC2104B-T	ASC2102B-T
Model			
Device	Master controller	Slave control module	Slave control module
Reader	4	4	4
Communication	TCP/IP,CAN bus	CAN bus	CAN bus
Exit Button	4	4	2
Door Sensor	4	4	2
Alarm In/Out	8/8	1/1	5/1
Users	200,000	20,000	20,000
Logs	150,000	30,000	30,000
3rd party	Onvif profile C, CGI,SDK	-	-
User Management	General, VIP, Guest, Patrol, Duress	General, VIP, Guest, Patrol, Duress	General, VIP, Guest, Patrol, Duress
Time Plan	128	128	128
Holiday Schedule	128	128	128
Alarm	Door time out, Intrusion Duress, Tamper	Door time out, Intrusion Duress, Tamper	Door time out, Intrusion Duress, Tamper
Accumulator Battery	Max. 12V/7Ah	-	-
Working Temperature	-30°C~+60°C	-30°C~+60°C	-30°C~+60°C
Power Supply	AC100V~240V/12W	DC9~15V/6W	DC9~15V/6W

ACCESS CONTROL

Standalones

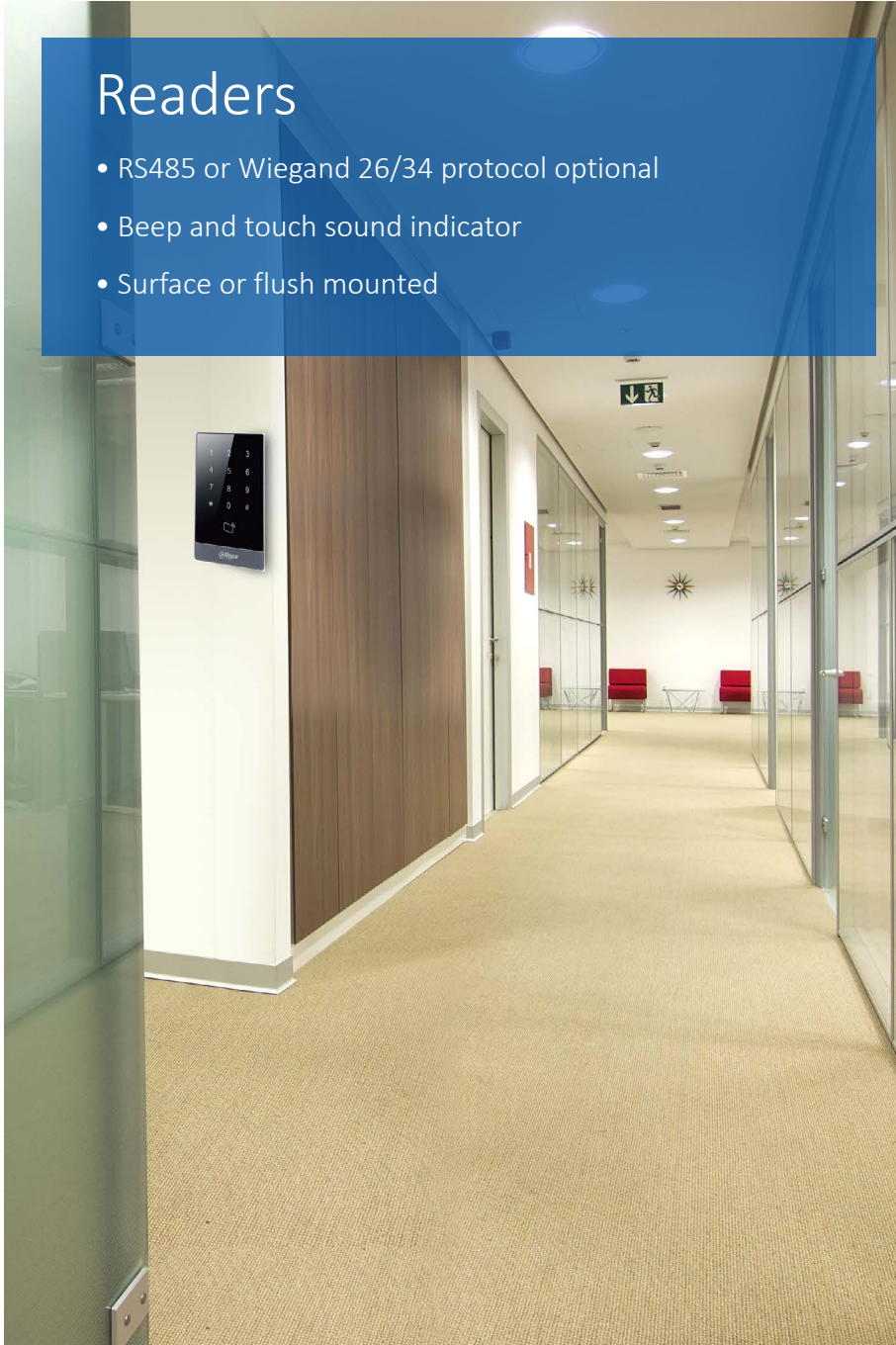
- All-in-one design
- LCD display operation menu
- Wiegand and RS485 reader protocol





Standalones								
	ASI1212D	ASI1212D-D	ASI1212A(V2)	ASI1212A(-D)(V2)	ASI1201E	ASI1201E-D	ASI1201A	ASI1201A -D
Model								
Screen	2.4 " TFT 320*240		2.8 " TFT 320*240		--		LCD 128*64	
Read Format	13.56MHz	125KHz	13.56MHz	125KHz	13.56MHz	125KHz	13.56MHz	125KHz
Communication	RS485, Wiegand 26/34		RS485, Wiegand 26/34		RS485, Wiegand 26/34		RS485, Wiegand 26/34	
Interface	USB		--		--		--	
Alarm In/Out	1/1		1/2		--		1/2	
Users	30,000		30,000		30,000		30,000	
Fingerprint Capacity	3,000		3,000		--		--	
User Roles	General, VIP, Guest Patrol, Duress		General, VIP, Guest Patrol, Duress		General, VIP, Guest Patrol, Duress		General, VIP, Guest Patrol, Duress	
Time Plans	128		128		128		128	
Alarm Types	Door timeout, Intrusion Duress, Tamper		Door timeout, Intrusion Duress, Tamper		Door time out, Intrusion Duress, Tamper		Door timeout, Intrusion Duress, Tamper	
Ethernet	10/100Mbps		10/100Mbps		10/100Mbps		10/100Mbps	
Ingress Protection	IP65		IP55		IP67		IP55	
Working Temperature	-5°C~+55°C		-5°C~+55°C		-30°C~+55°C		-5°C~+55°C	
Power Supply	DC9~15V/6W		DC9~15V/6W		DC9~15V/6W		DC9~15V/6W	






Readers










- RS485 or Wiegand 26/34 protocol optional
- Beep and touch sound indicator
- Surface or flush mounted















Readers				
	ASR1200D	ASR1200D-D	ASR1201D	ASR1201D-D
Model				
Read Format	13.56MHz	125kHz	13.56MHz	125kHz
Communication	RS485, Wiegand 26/34		RS485, Wiegand 26/34	
Fingerprint Capacity	--		--	
Password Input	--		Supported	
Transmission Distance	RS485: 100m/1000m(Separate power suply) Wiegand:40m		RS485: 100m/1000m(Separate power suply) Wiegand:40m	
Alarm Types	Tamper		Tamper	
Keypad	--		Touch keypad	
Indications	Blue Backlight, Buzzer		Blue Backlight, Buzzer	
Ingress Protection	IP65		IP65	
Working Environment	-30°C~+60°C		-30°C~+60°C	
Power Supply	DC9~12V/1.2W		DC9~12V/1.2W	

ACCESS CONTROL

Readers										
	ASR1102A(V2)	ASR1102A-D(V2)	ASR1100B	ASR1100B-D	ASR1101M	ASR1101M-D	ASR1100A	ASR1100A-D	ASR1101A	ASR1101A-D
Model										
Read Format	13.56MHz	125kHz	13.56MHz	125kHz	13.56MHz	125kHz	13.56MHz	125kHz	13.56MHz	125kHz
Communication	RS485		RS485, Wiegand 26/34		RS485, Wiegand 26/34		RS485, Wiegand 26/34		RS485, Wiegand 26/34	
Fingerprint Capacity	3,000		--		--		--		--	
Password Input	--		--		Supported		--		Supported	
Transmission Distance	100m/1000m(Separate power suply)		RS485: 100m/1000m(Separate power suply) Wiegand:40m		RS485: 100m/1000m(Separate power suply) Wiegand:40m		RS485: 100m/1000m(Separate power suply) Wiegand:40m		RS485: 100m/1000m(Separate power suply) Wiegand:40m	
Alarm Types	Tamper		Tamper		Tamper		Tamper		Tamper	
Keypad	--		--		Metal button		--		Touch keypad	
Indications	Blue Backlight, Buzzer		Blue Backlight, Buzzer		Blue Backlight, Buzzer		Blue Backlight, Buzzer		Blue Backlight, Buzzer	
Ingress Protection	IP55		IP67		IK08		IP55		IP55	
Working Environment	-5°C~+55°C		-30°C~+60°C		-30°C~+60°C		-30°C~+60°C		-5°C~+55°C	
Power Supply	DC9~12V/1.2W		DC9~12V/1.2W		DC9~12V/1.2W		DC9~12V/1.2W		DC9~12V/1.2W	

Magnetic Locks					Electric Drop-Bolt Locks		Mute Locks	Electric Strike Locks	
	DHI-ASF280A	DHI-ASF500A	DHI-ASF280B	DHI-ASF500B	DHI-ASF802	DHI-ASF808	DHI-ASF601A	ASF702	ASF705
Model									
Description	Power on-NC Single Door Relay Input&output Anti-pull 280kg Working Temperature: -30°C~60°C DC12V /24V	Power on-NC Single Door Relay Input&output Anti-pull 500kg Working Environment: -30°C~60°C DC12V /24V	Power on-NC Double-door Relay Input&output Anti-pull 280kg Working Environment: -30°C~60°C DC12V /24V	Power on-NC Double-door Relay Input&output Anti-pull 500kg Working Environment: -30°C~60°C DC12V /24V	Power on-NC Magnetic auto lock Door thickness: >50mm Working Environment: -30°C~60°C DC12V /24V	Power on-NC Magnetic auto lock Door thickness: >42mm Working Environment: -30°C~60°C DC12V	Power on-NC Power off-keep status Magnetic auto lock Door thickness: >35mm Working Environment: -30°C~60°C DC12V	An-ti pull 500kg Power off: locks door DC12V -30°C~+60°C	An-ti pull 500kg Power off: locks door DC12V -30°C~+60°C

Magnetic Lock Brackets							USB Module		Others
	ASF280L	ASF280U	ASF280ZL	ASF280F	ASF500L	ASF500ZL	ASM100(-D)	ASM102(V2)	ASF102S
Model									
Description	Fix magnetic lock on door frame For ASF280A or ASF280B Working Temperature: -30°C~+60°C	Fix magnetic lock plate on glass door Door thickness: 8~15mm For ASF280A or ASF280B Working Temperature: -30°C~+60°C	Fix magnetic lock and plate For ASF280A or ASF280B Working Temperature: -30°C~+60°C	Fix magnetic lock and plate on glass door Door thickness: 8~15mm For ASF280A or ASF280B Working Temperature: -30°C~+60°C	Fix magnetic lock on door frame; For ASF500A or ASF500B Working Temperature: -30°C~+60°C	Fix magnetic lock and plate For ASF500A or ASF500B Working Temperature: -10°C~+50°C	USB Communication Working Temperature: -30°C~60°C	USB Communication FAR≤0.0001% FRR≤0.014% Working Temperature: 10°C~55°C	Suitable for any door with frame and open at 180 degree

Buttons					Cards				
	Exit Button	Exit Button	Touchless Exit Button	Emergency Break Glass	IC White Card	IC Key Fob	DAHUA Logo Key Fob	ID White Card	ID Key Fob
	ASF900	ASF905	ASF908	ASF921	IC-S50	IC-SM	YX-4CM	ID-EM	ID-SM
Model									
Description	ABS plastic; 86*86*25mm -30°C~60°C	LED light Stainless steel 91*28*25mm DC12V -30°C~+60°C	Infrared induction Stainless steel 86*86*25mm DC12V -30°C~+60°C	Plastic 86*86*50mm -30°C~+60°C	Mifare card 13.56MHz From Philip	Mifare card 13.56MHz	Mifare card 13.56MHz	EM card 125KHZ	EM card 125KHZ

Software

- Supports up to 64 controllers
- Video linkup
- Data import and export
- Attendance functionality

Software

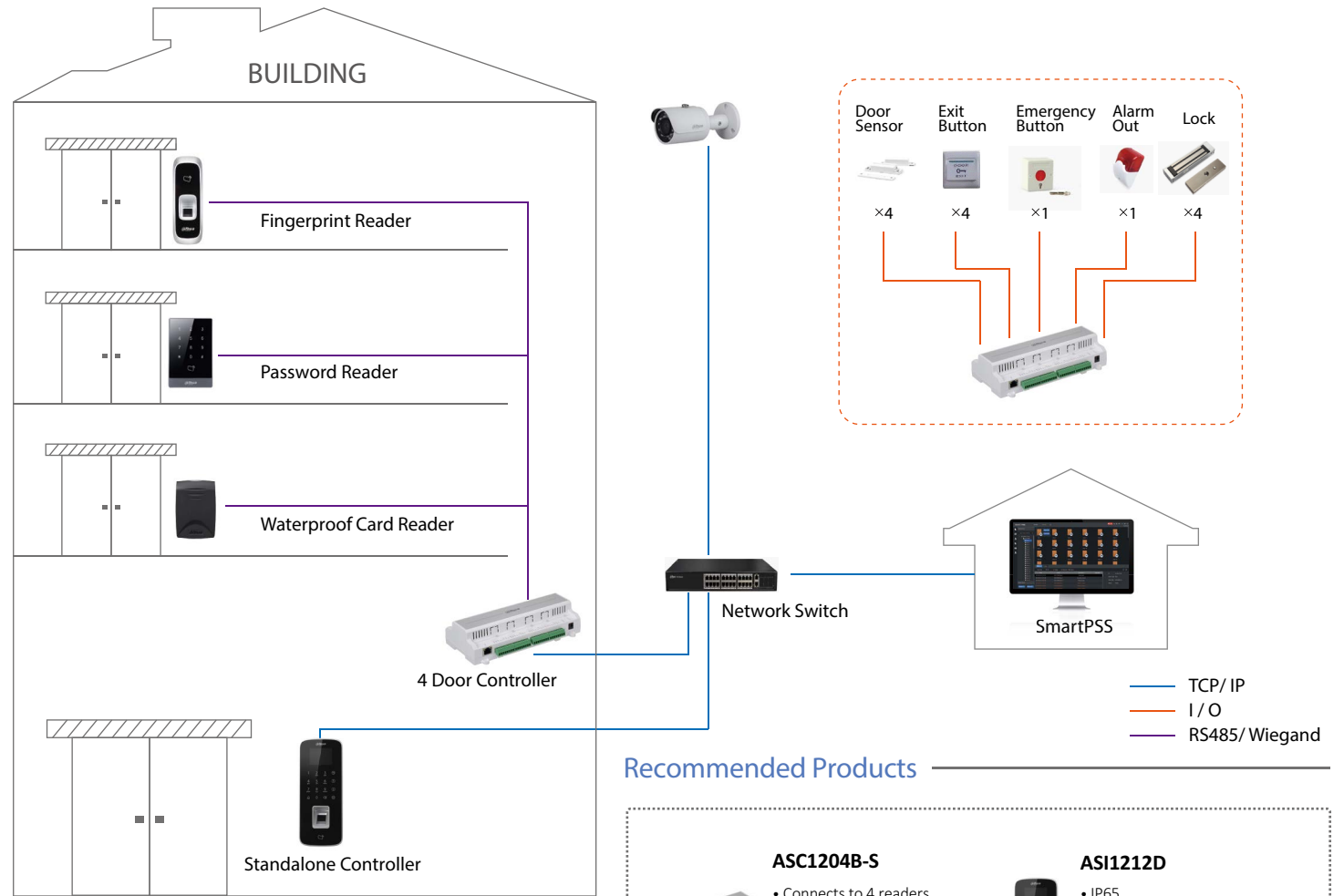
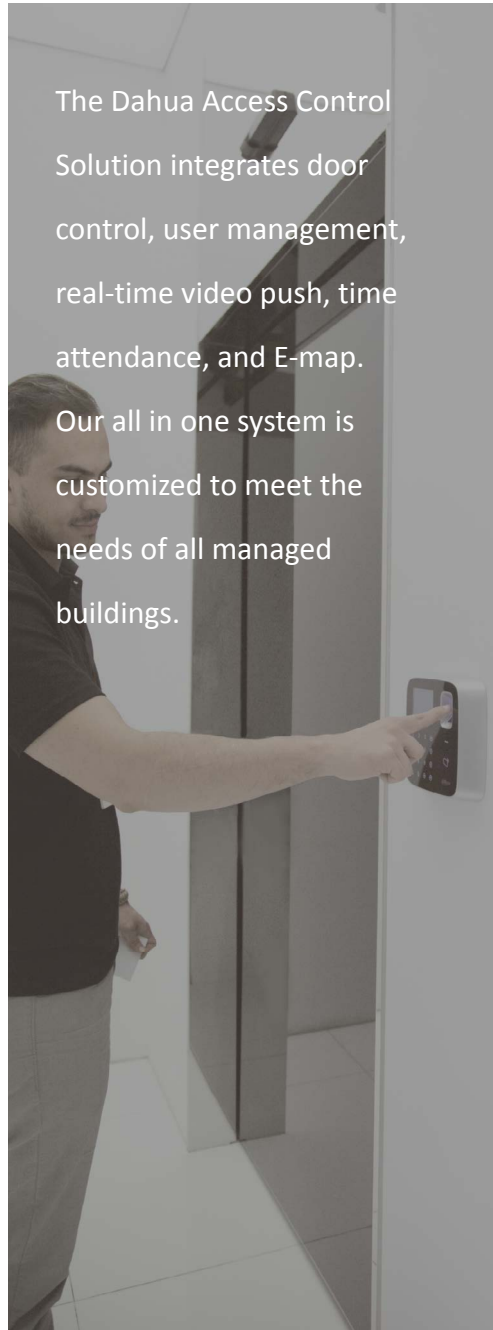
Smart PSS V2.02.0

- Open SDK, free
- Remotely control all doors
- Video linkup
- Attendance



Devices	Supported Devices	Controller, Standalone
	Max Registered Devices	64
	Device Management	Auto Search, Manually Add Devices, Apply Updates Door Group, Setup and etc.
Door Configuration	Remote Control	Open/Close door
	Open Mode Setup	Card, Password, Fingerprint, Combination
	Door Parameter Setup	Unlock hold time, Holiday timezone and etc., Alarm Enable
	Check Info.	Check IP address, Version, User number, Record number
	Synchronize Data	Configuration, Record
Advanced Functions	Anti-pass back, Multi-door interlock, Multi-card Open, Attendance	
Logging	Open Record, Alarm Record, Attendance Record, Attendance Collection	
Minimum System Requirements	OS	Microsoft Windows XP SP3 (32 bit) and above
	CPU	Core 2 dual 3.0
	RAM	DDR3 2GB
	Display Resolution	1024×768 or above

ACCESS CONTROL SOLUTION LAYOUT



Features

- Differential Rights Management
- Reports Management
- Video Linkage
- Multi-door Interlock
- Anti-passback
- Attendance

ATTENDANCE



Time Attendance Terminals

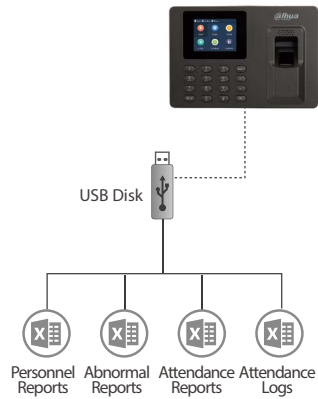
- New friendly UI
- Face /Fingerprint/RF/password verification
- USB disk upgrade firmware
- USB disk export/import user information
- Local device generate Smart Attendance Reports



Time Attendance Terminals		ASA2212A	ASA1222E	ASA4214F	ASA6214F
Model					
Access Control Function		Lite	--	Pro	Pro
System	Memory	128M RAM + 32M Flash	8M RAM +8M Flash	512M RAM + 256M Flash	512M RAM + 256M Flash
	LCD	2.8"TFT 320x240	2.4"TFT 320x240	4.3" touch screen 480x272	4.3" touch screen 480x272
	Camera	1.3MP		2.0Mp + 1.3Mp (Infrared)	2.0Mp + 1.3Mp (Infrared)
Capacity	User	1,000	1,000	30,000	30,000
	Face Template	--	--	1,000	3,000
	Fingerprint Template	3,000	2,000	3,000	3,000
	Transaction Logs	150,000	100,000	150,000	150,000
RF Option		13.56MHZ Mifare	--	13.56MHZ Mifare/ 125KHZ EM	13.56MHZ Mifare/ 125KHZ EM
Communication	TCP/IP	√	--	√	√
	Wi-Fi	--	--	802.11 b/n/g	802.11 b/n/g
	RS485	--	--	√	√
	RS232	--	--	√	√
	USB	√	√	√	√
	Wiegand	--	--	Input/Output	Input/Output
Alarm		--	--	Alarm In x2 Alarm Out x2	Alarm In x2 Alarm Out x2
Power Supply		12V 1A	5V 1A (packing in)	12V 2A (packing in)	12V 2A (packing in)
Dimension(W×H×Dmm)		192×160×32	175×120×23	214×122×103	214×122 ×103
Operating Temperature		-5°C~55°C	-5°C~55°C	-5°C~55°C	-5°C~55°C
Platform Software		SmartPSS	--	SmartPSS	SmartPSS

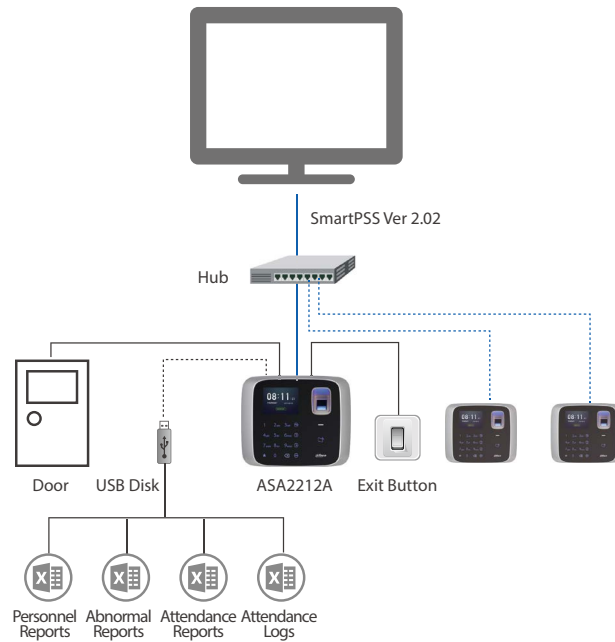
TIME ATTENDANCE TERMINAL LAYOUT

TCP/IP



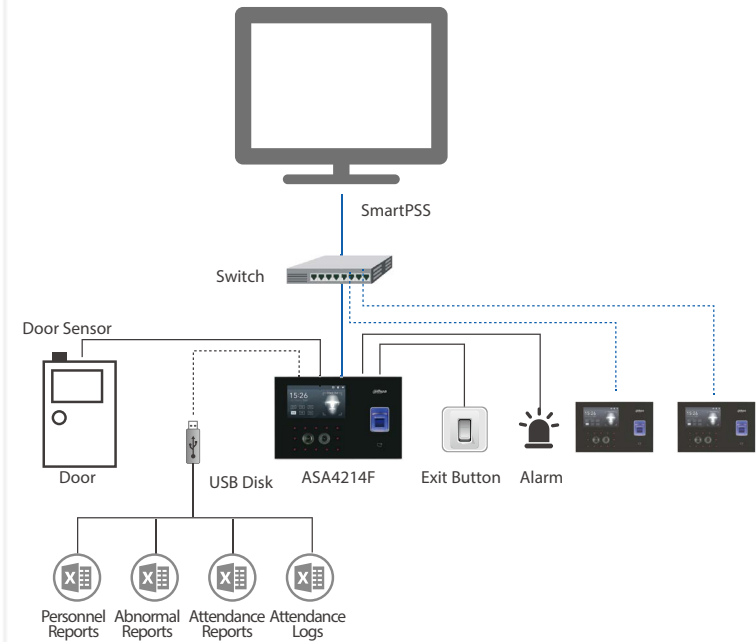
ASA1222E

Supports device generate Smart Attendance Report. Abandoned of the software, work in standalone.



ASA2212A

Lite access control function enables. When working in standalone, also supports Smart Attendance Report; when work in online, smartPSS management some attendance points



ASA4214F / ASA6214F

Pro access control function, schedule and access level management, alarm in and out; WiFi and p2p communication, wiegand output for the 3 party access control system. Also supports Smart Attendance Report, SmartPSS management.

SMART LOCK



SMART LOCK



Home Locks

- Mifare Card, password, fingerprint unlock
- Voice guide (not included on ASL21 series)
- Privacy password
- External emergency power supply
- Available in three colors
- Zinc alloy material



Download mobile app

Home Locks

	DHI-ASL2101S/K-R DHI-ASL2101S/K-L	DHI-ASL2101S/K-WR DHI-ASL2101S/K-WL
Model		
Card Type	Mifare card	Mifare card
Password Length	6-12 digits	6-12 digits
Fingerprint Capacity	--	--
Wireless Protocol	Bluetooth 4.0	Bluetooth 4.0 & 433MHz
Mechanical Key	3 pcs	3 pcs
Lock Body	Cylinder latch bolt (Mortise optional)	Cylinder latch bolt (Mortise optional)
Door Thickness	35~65mm	35~65mm
Backset	60mm/70mm adjustable	60mm/70mm adjustable
Central Distance	--	--
Case	Zinc alloy	Zinc alloy
Working Temperature	-20°C~+55°C	-20°C~+55°C
Working Voltage	6V, AA battery(4pcs)	6V, AA battery(4pcs)
Low Voltage Warning	< DC4.5V	< DC4.5V
Battery Life	1 year (10 units/D)	1 year (10 units/D)
Notes	Black bronze(K)/Satin silver(S) R: Right open / L: Left open	Black bronze(K)/Satin silver(S) R: Right open / L: Left open

Wireless Control

ASL2101S-WL, ASL2101S-WR, 433MHz

The VTO and lock communicate wirelessly over the Dahua Airfly protocol at 433MHz. The system can be unlocked through the VTH or DMSS interface, or with the Easy4key app.



ENABLING A SAFER SOCIETY AND SMARTER LIVING

Dahua Mexico

Tel: +52 55 67231936
Email: sales.mx@global.dahuatech.com

Dahua Brazil

Tel: +55 11 32511871
Email: comercial.br@global.dahuatech.com

Dahua Thailand

Tel: +66 29382674
Email: info.th@global.dahuatech.com
hr.th@global.dahuatech.com

Dahua S.Korea

Tel: +82 7081618889
Email: DH-KOREA@global.dahuatech.com

Dahua Singapore

Tel: +65 65380952
Email: info.sg@global.dahuatech.com

Dahua Turkey

Email: sales.tr@global.dahuatech.com

Dahua Indonesia

Email: support.id@global.dahuatech.com
sales.id@global.dahuatech.com

Dahua Malaysia

Tel: +60376620731
Email: sales.mas@global.dahuatech.com

Dahua India

Tel: +91 1244569100
Email: sales.india@global.dahuatech.com

Dahua Russia

Tel: 8 (499) 682-60-00
Email: info@global.dahuatech.com

Dahua Kazakhstan

Tel: +7 727 3110838

Dahua UK

Tel: +44(0)1628 673 667
Email: sales.UK@global.dahuatech.com

Dahua Netherlands

Tel: +31 (0) 79 799 96 96
Email: sales.benelux@global.dahuatech.com

Dahua France

Email: sales.france@global.dahuatech.com

Dahua Iberia

Tel: +34 917649862
Email: sales.iberia@global.dahuatech.com

Dahua Italy

Tel: +39 3703446609
Email: sales.italy@global.dahuatech.com

Dahua Germany

Tel: +49 211 20544121
Email: sales.de@global.dahuatech.com

Dahua CEE & Nordic

Tel: +48 223957400
Email: biuro.pl@global.dahuatech.com

Dahua S. Africa

Email: Dahua.sa@global.dahuatech.com

Dahua Australia

Tel: +61 299285200
Email: sales.oc@global.dahuatech.com

Dahua Middle East

Tel: +971 48815300
Email: sales.me@global.dahuatech.com

* Design and specifications are subject to change without notice.

Access Control Products and Solutions V2-02, Apr 2018

www.dahuasecurity.com



DAHUA TECHNOLOGY

No.1199 Bin'an Road, Binjiang District, Hangzhou, China. 310053
Tel: +86-571-87688883 Fax: +86-571-87688815
Email: overseas@dahuatech.com
www.dahuasecurity.com



© Dahua Technology, All rights reserved